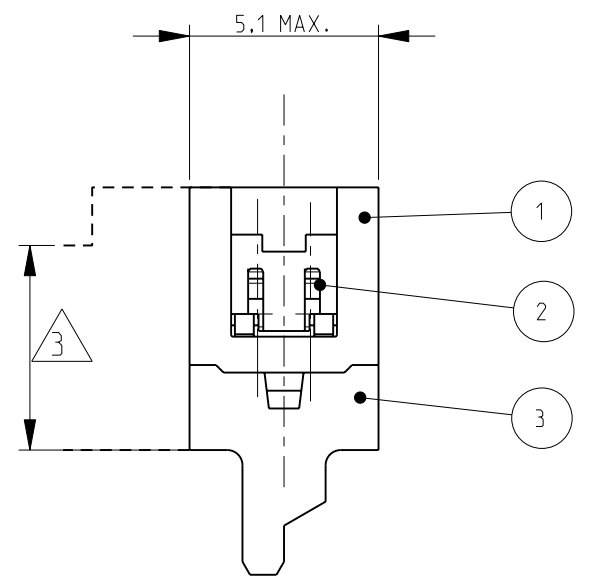
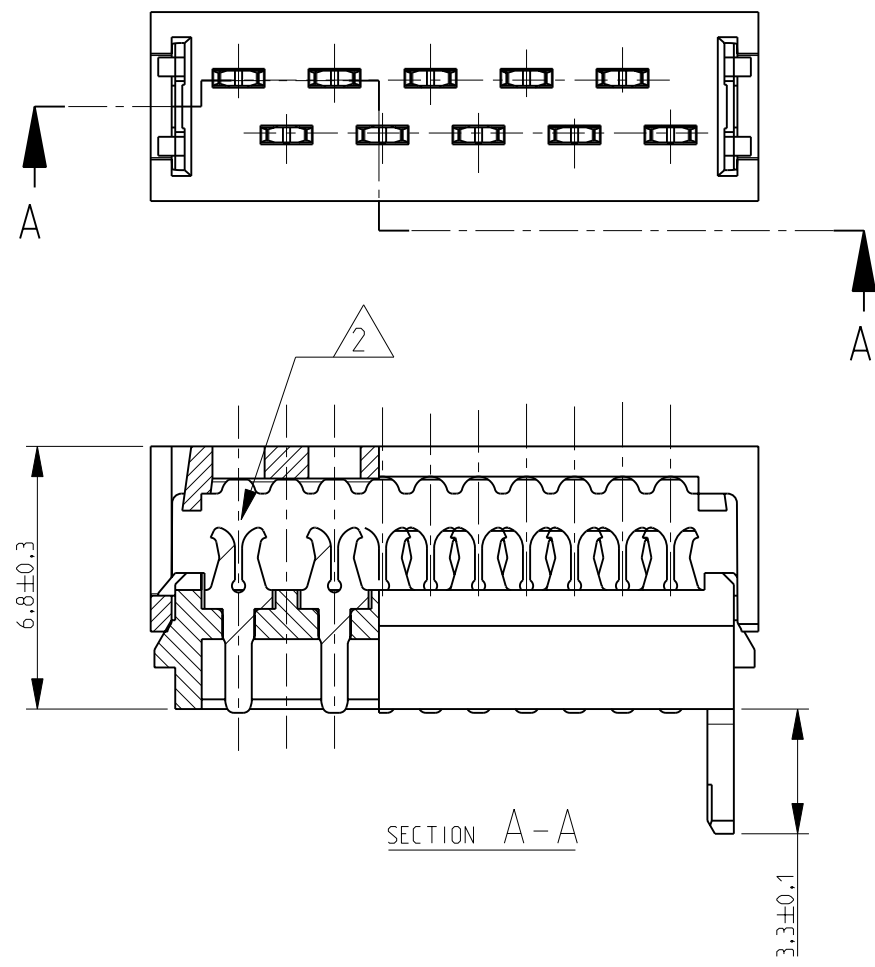
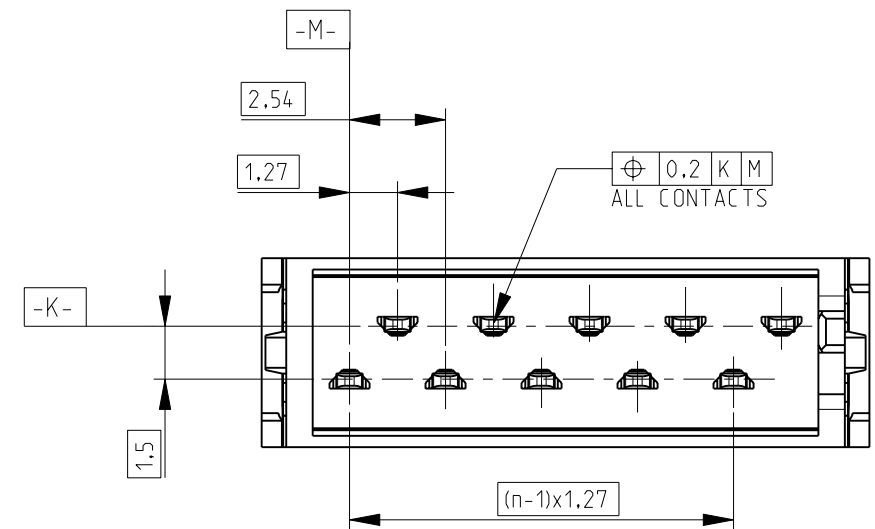
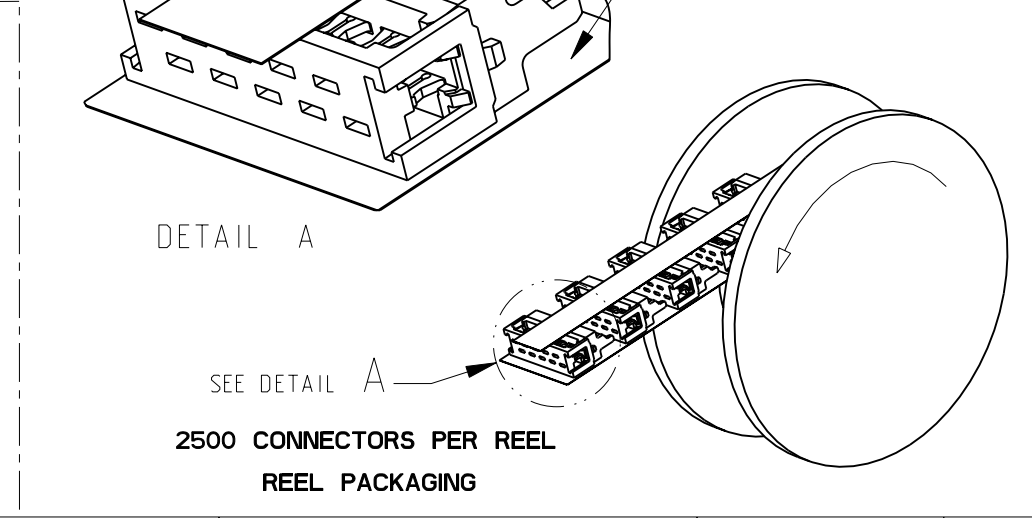
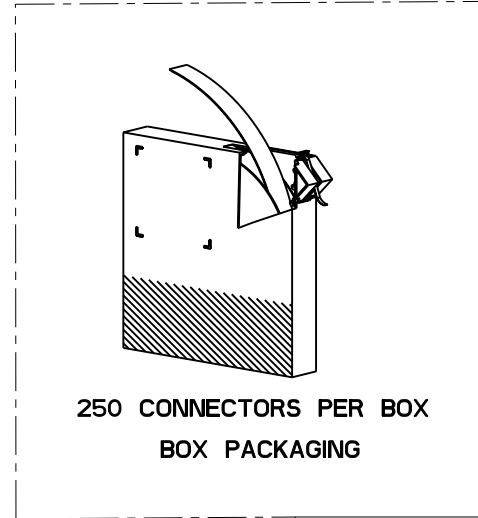
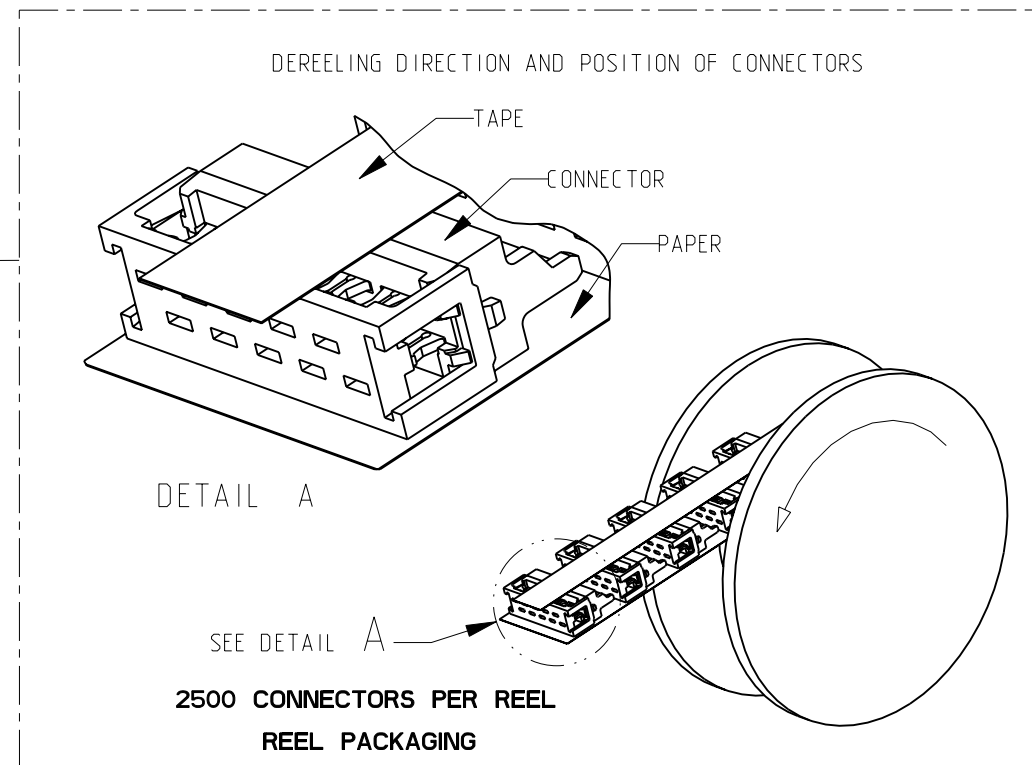


THIS DRAWING IS UNPUBLISHED. RELEASED FOR PUBLICATION
 © COPYRIGHT - BY TYCO ELECTRONICS CORPORATION. ALL RIGHTS RESERVED.

LOC	DIST	REVISIONS			
P	LTR	DESCRIPTION	DATE	DWN	APVD
H	-	U	ECR-08-010232	22-04-08	AEG WRV



PARTNUMBER BOX PACKAGING	PARTNUMBER REEL PACKAGING	NO OF POS "n"	DIMENSION "A" MAX
7-215083-4	215083-4	4	8.6
7-215083-6	215083-6	6	11.1
7-215083-8	215083-8	8	13.6
8-215083-0	1-215083-0	10	16.2
8-215083-2	1-215083-2	12	18.7
8-215083-4	1-215083-4	14	21.3
8-215083-6	1-215083-6	16	23.8
8-215083-8	1-215083-8	18	26.3
9-215083-0	2-215083-0	20	28.9
9-215083-4	2-215083-4	24	34.0



FINISH	MATERIAL	DESCRIPTION	ITEM
--	GLASS FILLED POLYESTER (RED)	HOUSING	3
TIN OVER NICKEL PLATING	PHOSPHORBRONZE	MALE CONTACT	2
--	GLASS FILLED POLYESTER (RED)	COVER	1

NOTES:
 1. SHOWN IS A 10 POS CONNECTOR
 2. FOR FLAT RIBBON CABLE REQUIREMENTS. SEE APPLICATION SPEC 114-19016.
 3. CONNECTOR-HEIGHT AFTER CABLE TERMINATION 5.1mm AVERAGE, DEPENDING ON PROCESSING. SEE APPLICATION SPEC 114-19016.

DIMENSIONS: mm 		TOLERANCES UNLESS OTHERWISE SPECIFIED: 0 PLC ± 1 PLC ± 2 PLC ± 3 PLC ± 4 PLC ± ANGLES ±		DWN P.V.Tongeren CHK H SPELDE 24-08-01 APVD H SPELDE 24-08-01 PRODUCT SPEC 108-19052 APPLICATION SPEC 114-19016 WEIGHT -		Tyco Electronics Corporation 's-Hertogenbosch, Nederland	
MATERIAL SEE TABLE		FINISH SEE TABLE		NAME Micro-MaTch MALE-ON-WIRE CONNECTOR		RESTRICTED TO -	
CUSTOMER DRAWING				SIZE A3	CAGE CODE 00779	DRAWING NO C-215083	SCALE 5:1
				SHEET 1	OF 1	REV U	